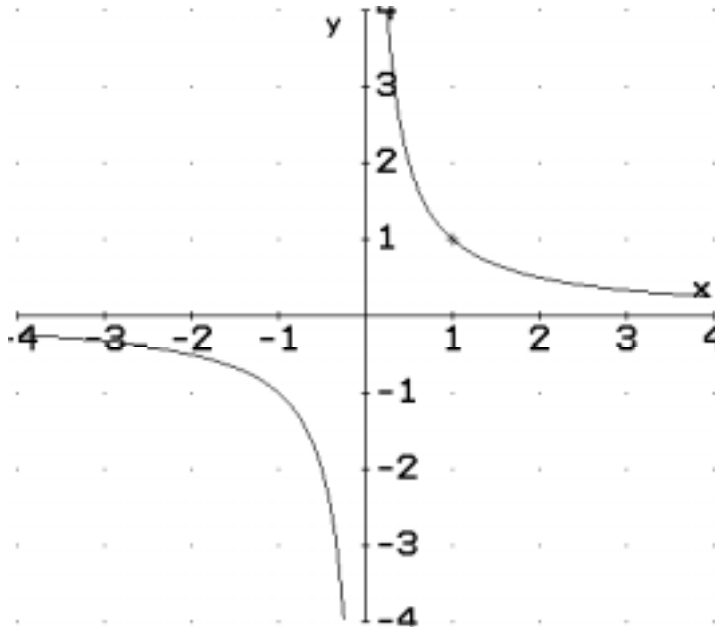


Graphs of Rectangular Hyperbolas

$$xy = 1$$

$$y = 1/x$$

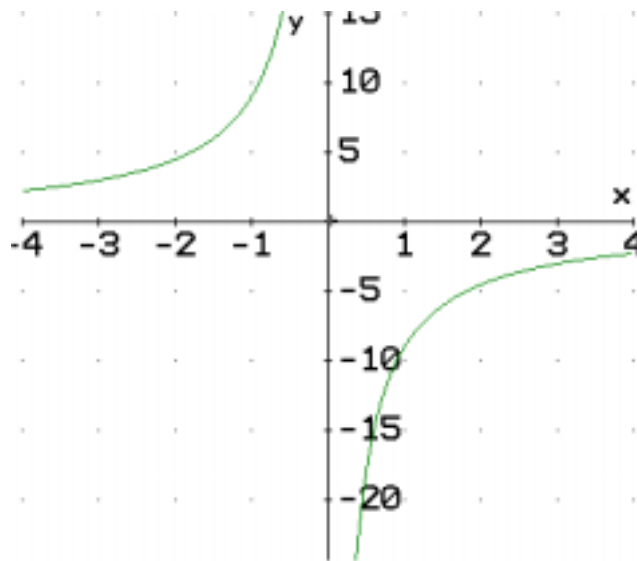
x	y
-1	-1
-0.5	-2
-0.25	-4
0.25	4
0.5	2
1	1



$$xy = -9$$

$$y = -9/x$$

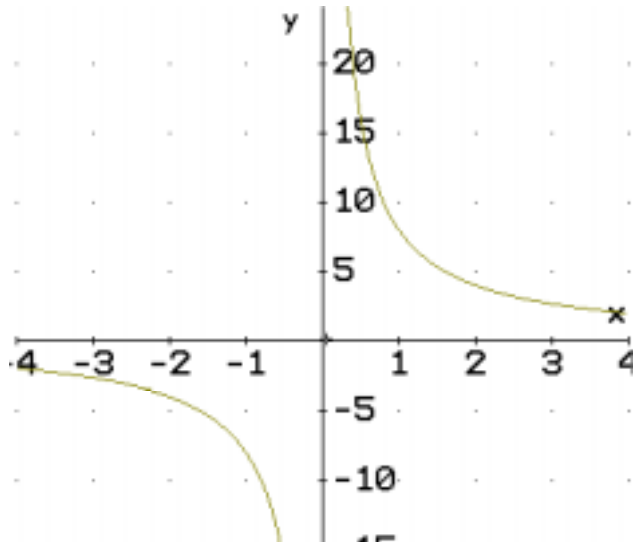
x	y
-9	1
-3	3
-1	9
1	-9
3	-3
9	-1



$$xy = 8$$

$$y = 8/x$$

x	y
-8	-1
-4	-2
-2	-4
-1	-8
1	8
2	4
4	2
8	1



$$xy = -12$$
$$y = -12/x$$

x	y
-12	1
-6	2
-4	3
-3	4
-2	6
-1	12
1	-12
2	-6
3	-4
4	-3
6	-2
12	-1

